

SKF Automatic Lubricators

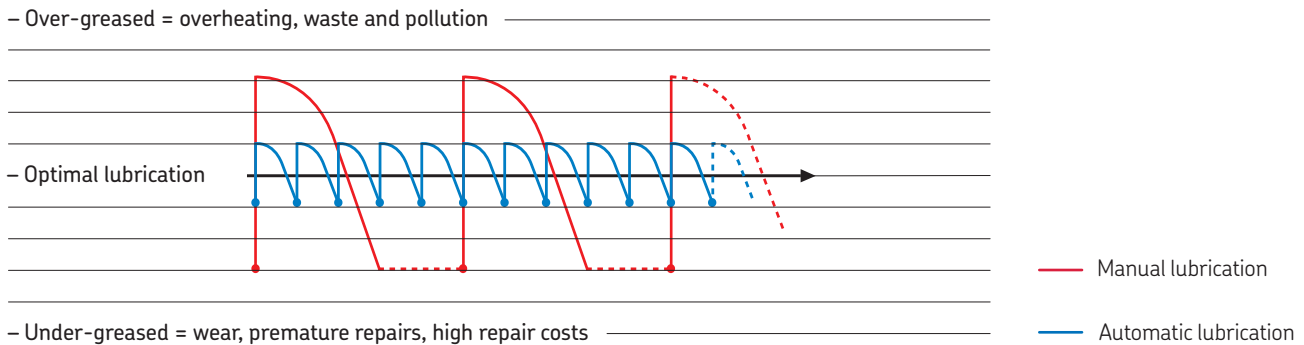
Automatic lubricators deliver safety, reliability and efficiency



Manual lubrication vs. automatic lubrication

Performing manual lubrication tasks can be challenging due to the vast number of lubrication points throughout a factory. Also, most of these points have varying lubrication requirements. Utilising automatic lubricators is one solution that can improve worker safety and increase machine reliability.

Reduce the risks of failure



Challenges associated with manual lubrication

Manual lubrication tasks can be complex and inconvenient, often requiring equipment shutdown. Manual lubrication on difficult-to-access lubrication points also can increase the possibility of worker injury and take your valuable human resources away from other tasks.

Improper manual lubrication can be a factor in creating additional challenges. Failure to lubricate every lubrication point regularly can have a negative effect on equipment reliability, production schedules and maintenance efficiency. Other results of improper manual lubrication can be lubricant waste, environmental issues, increased energy consumption and finished product spoilage due to contamination of lubricant.

Benefits of using automatic lubricators

A lubricator is designed to automatically supply a small quantity of clean grease or oil to a lubrication point on a regular basis, thus improving bearing performance. Key benefits of using an automatic lubricator are improved employee safety, increased machine reliability and optimized maintenance operations.

SKF SYSTEM 24 lubricators are suitable for a variety of applications but often are used on pumps, electric motors, fans, blowers, conveyors and chains. They can be adjusted to ensure that the correct quantity of lubricant is delivered to the lubrication point during a predetermined period of time. This provides a more accurate control of the amount of lubricant supplied, when compared to traditional manual lubrication techniques.

Improving employee safety

Use of SKF SYSTEM 24 lubricators can have a positive impact on workplace safety because technicians can spend less time in confined spaces, with safety cages or guards removed, and on rooftop or elevated lubrication tasks.



Lubrication point behind safety guards

Safety cages and guards are utilised for a reason - to protect workers and others from injury caused by moving parts. By reducing the amount of time these implements are not in place, SKF SYSTEM 24 lubricators increase safety and eliminate the need to manually lubricate difficult-to-access lubrication points.



Elevated lubrication point

Lubrication points on rooftops or other high elevations can create a significant challenge, and the safety implications are evident. Due to apprehension, these lubrication points often are not lubricated properly and equipment reliability suffers.

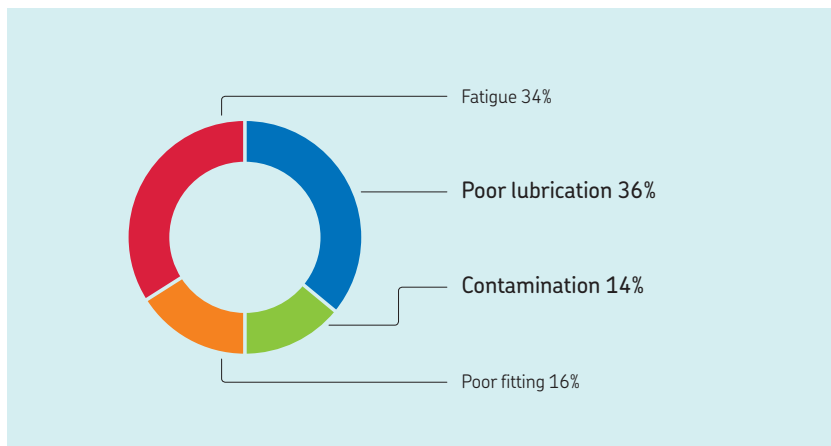


Manual handling of lubricants

Improper handling of loose lubricant can expose technicians to chemicals. By eliminating manual handling of lubricant, SKF SYSTEM 24 lubricators reduce the potential for chemical exposure of workers.

Machine reliability

The importance of lubrication often is overlooked due to its underestimated impact on equipment total cost of ownership. However, machine reliability can be enhanced substantially with proper lubrication. As the leading supplier of bearings worldwide, SKF has conducted extensive research and determined that up to 50 percent of premature bearing failures are due to either improper lubrication practices or contamination.



Premature bearing failure

Approximately 36 percent of premature bearing failures are due to improper lubrication, such as too much, too little or the wrong type of lubricant. Another 14 percent of bearing failures occur because of contamination via poor seals or lubricant handling practices.



Clean, fresh lubricant

A continuous supply of clean, fresh grease or oil is essential when lubricating equipment. SKF SYSTEM 24 lubricators feature high quality SKF lubricants in a water- and dust-resistant design.

Positive pressure

Positive pressure prevents contaminants from entering the bearing through the seal. SKF SYSTEM 24 lubricators can provide fresh lubricant and purge seals of smaller-sized bearings operating at lower speeds, while larger bearings may benefit from a separate lubricator for lubrication and seal purging.

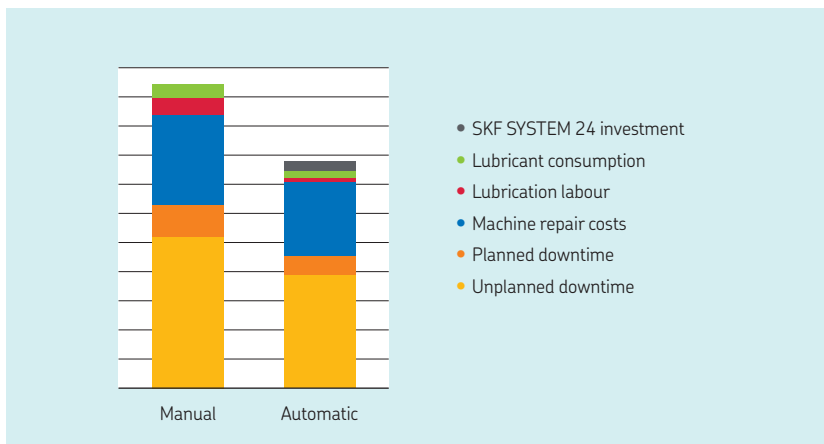
Missed lubrication points

With manual lubrication, it is difficult and time consuming to find every lubrication point. Use of SKF SYSTEM 24 lubricators helps to ensure that each point is receiving the proper amount of lubricant on a set schedule.

Supporting effective maintenance

The use of automatic lubricators can have a large impact on effective maintenance.

The most significant benefits usually are found in the reduction of unplanned downtime, machine repair costs, labor and lubricant consumption.



Cost savings of automatic lubrication

Based on numerous case studies, the illustration at left represents a comparison of manual vs. automatic lubrication. The results show improvement in all areas when using automatic lubrication with the most significant found in the reduction of downtime and repair costs.



Improved machine reliability

Using an SKF SYSTEM 24 lubricator provides increased machine reliability and, therefore, reduces unplanned downtime.

Increased productivity

Because automatic lubricators deliver lubricant while the equipment is in operation, there is less scheduled downtime and more productivity.

Better use of personnel

Automatic lubrication enables workers to focus on more value-added tasks, such as machine inspection.

Lower cost of ownership

Improved equipment reliability and performance means lower machine repair costs.

SKF SYSTEM 24

Gas driven single point automatic lubricators

SKF LAGD series

The units are supplied ready-to-use straight from the box and filled with a wide range of high performance SKF lubricants. Tool-free activation and time-setting allow easy and accurate adjustment of lubrication flow.



- Flexible dispense rate from 1 to 12 months
- Stoppable or adjustable if required
- Intrinsic safety rating: ATEX approved for zone 0
- Transparent lubricant container allows visual inspection of dispense rate
- Compact size, permits installation in restrictive areas
- Greases and chain oils available

Typical applications

- Applications in restrictive and hazardous locations
- Bearing housing lubrication
- Electric motors
- Fans and pumps
- Conveyors
- Cranes
- Chains (oil)
- Elevators and escalators (oil)

SKF DialSet helps to calculate the correct dispense rate.

Easy-grip top-cover

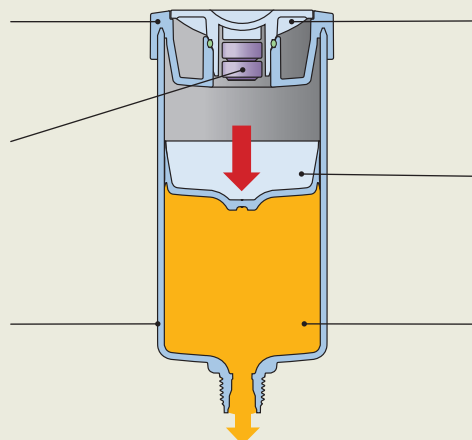
Specially designed top ring for an optimum grip

Gas cell

Detachable batteries for an environmentally friendly disposal

Lubricant container

Transparent lubricant container allows visual inspection of dispense rate



Toolless dial

Allows easy and accurate adjustment of flow rate

Piston

Special piston shape helps ensure optimum emptying of lubricator

SKF Lubricants

Filled with high quality SKF lubricants



Ordering details

Grease	LGWA 2	LGEM 2	LGGB 2	LGHB 2	LGHQ 2	LGFP 2	LGWM 2	LG FQ 2
Description	Multi-purpose EP type grease	High loads, slow rotations	Biodegradable	High temperature and loads, plain bearings	High performance polyurea	Food processing industry	High load, wide temperature	High load and wide temperature food grade
Unit 60 ml	LAGD 60/WA2	LAGD 60/EM2	–	LAGD 60/HB2	LAGD 60/HQ2	LAGD 60/FP2	–	–
Unit 125 ml	LAGD 125/WA2	LAGD 125/EM2	LAGD 125/GB2	LAGD 125/HB2	LAGD 125/HQ2	LAGD 125/FP2	LAGD 125/WM2	LAGD 125/FQ2
Chain oils	LHMT 68	LHHT 265	LFFM 80	LHFP 150	LFFT 220	–		
Description	Medium temperature oil	High temperature oil	Food grade (NSF H1) oil	Food grade (NSF H1) oil	Food grade (NSF H1) oil	Empty unit suitable for oil filling only		
Unit 60 ml	LAGD 60/HMT68*	–	–	–	–	LAGD 60/U*		
Unit 125 ml	LAGD 125/HMT68*	LAGD 125/HHT26*	LAGD 125/FFM80*	LAGD 125/HFP15*	LAGD 125/FFT22*	LAGD 125/U*		

* Includes non-return valve

Technical data

Designation	LAGD 60 and LAGD 125		
Grease capacity			Intrinsically safe approval
– LAGD 60	60 ml (2 US fl. oz)		II 1 G Ex ia IICT6 Ga
– LAGD 125	125 ml (4.2 US fl. oz)		II 1 D Ex ia IICT85°C Da
Nominal emptying time	Adjustable; 1–12 months		I M1 Ex ia I Ma
Ambient temperature range			EC Type Examination Certificate
– LAGD 60/.. and LAGD 125/..	–20 to +60 °C (–5 to +140 °F)		Kema 07ATEX0132 X
Maximum operating pressure	5 bar (75 psi) (at start-up)		Protection class
Drive mechanism	Gas cell producing inert gas		IP 68
Connection thread	R ³ / ₄		Recommended storage temperature
Maximum feed line length with:			20 °C (70 °F)
– grease	300 mm (11.8 in.)		Storage life of lubricator
– oil	1 500 mm (59.1 in.)		2 years
			Weight
			LAGD 125 approx 200 g (7.1 oz)
			LAGD 60 approx 130 g (4.6 oz)
			Lubricant included

Note: If ambient temperature is constant between 40 °C and 60 °C (105 °F and 140 °F), do not select a setting of more than 6 months for optimum performance.

SKF SYSTEM 24



Electro-mechanical single point automatic lubricators

SKF TLSD series

The SKF TLSD series is the first choice when a simple and reliable automatic lubricator is required under variable temperatures, or when the application conditions (such as vibration, limited space or hazardous environments) require a remote mounting.

- Filled with SKF Lubricants especially developed for bearing applications
- Temperature independent dispense rate
- Maximum discharge pressure of 5 bar over the whole dispensing period
- Dispense rate available in various settings
- Transparent reservoir allows visual inspection
- Red-yellow-green LEDs indicate the lubricator's status
- Refill sets include battery pack
- Supplied with support flange for enhanced sturdiness
- Suitable for both direct and remote installation

Typical applications

- Critical applications where extreme reliability and additional monitoring is required
- Applications in restrictive and hazardous locations
- Applications requiring high volumes of lubricant

SKF DialSet helps to calculate the correct dispense rate.

- A** The unit can be programmed to dispense lubricant in 1, 2, 3, 4, 6, 8, 9, 10 and 12 month settings.
- B** The same drive unit can be used with both cartridge versions by simply adjusting the 125/250 ml switch.
- C** Traffic light LEDs are visual from all sides because of the presence of dual LEDs on the sides of the lubricator. The meaning of the lights is as follows:
 - **Green light:** The lubricator is properly functioning.
 - **Yellow light:** The lubricator is still functioning, but soon some action will be required. Yellow light serves as a pre-warning light.
 - **Red light:** The lubricator stopped operating.





Ordering details

Grease	LGWA 2	LGEM 2	LGHB 2	LGHQ 2	LGFP 2	LGFQ 2
Description	High load, extreme pressure, wide temperature range	High viscosity bearing grease with solid lubricants	High load, high temperature, high viscosity	High performance, high temperature	Food compatible NSF H1 certified	High load and wide temperature food grade
Complete unit 125	TLSD 125/WA2	TLSD 125/EM2	TLSD 125/HB2	TLSD 125/HQ2	TLSD 125/FP2	–
Complete unit 250	TLSD 250/WA2	TLSD 250/EM2	TLSD 250/HB2	TLSD 250/HQ2	TLSD 250/FP2	–
Refill set 125	LGWA 2/SD125	LGEM 2/SD125	LGHB 2/SD125	LGHQ 2/SD125	LGFP 2/SD125	LGFQ 2/SD125
Refill set 250	LGWA 2/SD250	LGEM 2/SD250	LGHB 2/SD250	LGHQ 2/SD250	LGFP 2/SD250	LGFQ 2/SD250
Chain oils	LHMT 68		LHHT 265		LHFP 150	
Description	Medium temperature oil		High temperature oil		Food compatible, NSF H1 approved oil	
Complete unit 125	TLSD 125/HMT68		–		–	
Complete unit 250	TLSD 250/HMT68		–		–	
Refill set 125	LHMT 68/SD125		–		LHFP 150/SD125	
Refill set 250	LHMT 68/SD250		LHHT 265/SD250		LHFP 150/SD250	

Technical data

Designation	TLSD 125 and TLSD 250	
Grease capacity		LED status indicators
– TLSD 125	125 ml (4.2 US fl. oz)	– Green led (each 30 sec)
– TLSD 250	250 ml (8.5 US fl. oz)	– Yellow led (each 30 sec)
Emptying time	User adjustable: 1, 2, 3, 4, 6, 8, 9, 10 and 12 months	– Yellow led (each 5 sec)
Lowest grease purge		– Red led (each 5 sec)
– TLSD 125	0,3 ml (0.01 US fl. oz) per day	– Red led (each 2 sec)
– TLSD 250	0,7 ml (0.02 US fl. oz) per day	Protection class assembled lubricator
Highest grease purge		
– TLSD 125	4,1 ml (0.13 US fl. oz) per day	Battery pack
– TLSD 250	8,3 ml (0.28 US fl. oz) per day	– TLSD 1-BAT
Ambient temperature range		Recommended storage temperature
– TLSD 1-BAT	0 to 50 °C (30 to 120 °F)	20 °C (70 °F)
Maximum operating pressure	5 bar (75 psi)	Storage life of lubricator
Drive mechanism	Electro mechanical	3 years ²⁾
Connection thread	G ¹ / ₄	(2 years for LGFP 2 and Oils)
Maximum feed line length with:		Total weight (incl. packaging)
– grease	Up to 3 meters (10 ft) ¹⁾	– TLSD 125
– oil	Up to 5 meters (16 ft)	– TLSD 250

1) The maximum feed line length is dependent on ambient temperature, grease type and back pressure created by the application.
 2) Maximum storage life is 3 years from production date, which is printed on the side of the canister. The canister and battery pack may be used at 12 month setting even if activated 3 years from production date.



Electro-mechanical single point automatic lubricators

SKF TLMR series

The SKF Automatic Lubricant Dispenser – TLMR – is a single point automatic lubricator designed to supply grease to a single lubrication point. With a relatively high pressure of 30 bars, this lubricator can operate at long distances providing optimum results with difficult-to-reach and unsafe lubrication locations. With a wide temperature range and robust design, the TLMR lubricator is suitable for operating conditions with various levels of temperature and vibration.

- Filled with high quality SKF greases
- Temperature independent dispense rate
- Extended time setting up to 24 months
- Maximum discharge pressure of 30 bar over the whole dispensing period
- Available in two versions: TLMR 101 powered by batteries (standard Lithium AA type) and TLMR 201 powered by 12–24 V DC
- Available with non-refillable cartridges in two sizes: 120 and 380 ml

Typical applications

- Applications requiring high lubricant consumption
- Applications experiencing high vibration in operation
- Excellent water and dust protection makes TLMR suitable for general machinery applications and food processing machinery
- Excellent high temperature performance makes TLMR suitable for engine rooms and hot fan applications
- Excellent low temperature performance makes TLMR suitable for wind turbine applications

SKF DialSet helps to calculate the correct dispense rate.



Each TLMR is supplied with a strong mounting bracket as standard. The bracket enables the TLMR to be easily mounted on a flat surface.



For ease of use, cartridges are easily exchanged by simply screwing them into the lubricator.



Ordering details

Grease	Description	TLMR 101 refill sets (cartridge and battery)		TLMR 201 cartridges	
		120 ml	380 ml	120 ml	380 ml
LGWA 2	High load, extreme pressure, wide temperature range bearing grease	LGWA 2/MR120B	LGWA 2/MR380B	LGWA 2/MR120	LGWA 2/MR380
LGEV 2	Extremely high viscosity bearing grease with solid lubricants	–	LGEV 2/MR380B	–	LGEV 2/MR380
LGHB 2	High load, high temperature, high viscosity bearing grease	–	LGHB 2/MR380B	–	LGHB 2/MR380
LGHQ 2	High performance, high temperature bearing grease	–	LGHQ 2/MR380B	–	LGHQ 2/MR380
LGFP 2	Food grade bearing grease NSF H1 certified	–	LGFP 2/MR380B	–	LGFP 2/MR380
LGWM 1	Extreme pressure, low temperature bearing grease	–	LGWM 1/MR380B	–	LGWM 1/MR380
LGWM 2	High load, wide temperature range bearing grease	–	LGWM 2/MR380B	–	LGWM 2/MR380
LGEP 2	Extreme pressure bearing grease	–	LGEP 2/MR380B	–	LGEP 2/MR380
LGMT 3	All purpose industrial and automotive bearing grease	–	LGMT 3/MR380B	–	LGMT 3/MR380

Complete set	Designation	TLMR pump	Designation
TLMR 101 380 ml	TLMR 101/38WA2	Lubricator powered by batteries	TLMR 101
TLMR 201 380 ml	TLMR 201/38WA2	Lubricator powered by 12-24 V DC	TLMR 201

Technical data

Designation	TLMR 101 and TLMR 201		
Grease capacity	120 ml (4.1 US fl. oz) 380 ml (12.8 US fl. oz)	Drive mechanism	Electro mechanical
Emptying time	User adjustable: 1,2,3,6,9,12, 18, 24 months or purge	Connection thread	G ¹ / ₄ female
Lowest setting		Maximum feed line length*	Up to 5 meters (16 ft)
– 120 ml cartridge	0,16 ml (0.005 US fl. oz) per day	LED status indicators	
– 380 ml cartridge	0,5 ml (0.016 US fl. oz) per day	– Green LED (every 8 sec)	OK
Highest setting		– Green and red LED (every 8 sec)	Almost empty
– 120 ml cartridge	3,9 ml (0.13 US fl. oz) per day	– Red LED (every 8 sec)	Error
– 380 ml cartridge	12,5 ml (0.42 US fl. oz) per day	Protection class	
Purge	31 ml (1 US fl. oz) per hour	– DIN EN 60529	IP 67
Ambient temperature range	–25 to +70 °C (–13 to +158 °F)	– DIN 40 050 Teil 9	IP 6k9k
Maximum operating pressure	30 bar (435 psi)	Power	
		– TLMR 101	4 AA Lithium batteries
		– TLMR 201	12–24 Volt DC

* The maximum feed line length is dependent on ambient temperature, grease type and back pressure created by the application.

Ready-to-use centralised lubrication system

SKF TLMP series

The SKF MultiPoint Automatic Lubricator TLMP series is intended for reliable relubrication of multiple lubrication points. This sturdy automatic lubrication system is packaged as a complete kit, including the lubricator, required tubing and connectors. Designed to supply from one to eighteen lubrication points, the TLMP series features pluggable outlets and is easy to install and program via its keypad with LED display.



Featuring a reservoir capacity of nearly one litre, this versatile lubricator has a stirring paddle to prevent grease separation, making it suitable for more lubricants. With its high IP protection rating, the durable TLMP series is vibration resistant, withstands equipment washdowns and prevents contamination ingress. Also, the unit enables machine steering to temporarily disable lubrication by removing power.

TLMP series advantages

- Easy to install and program
- Complete kit
- Suitable for one to eighteen lubrication points
- Low-level and malfunction alarms; remote notification possible
- Machine steering by removing power
- Available in versions with different voltages
- Developed for industrial applications, as well as agricultural and off-road vehicles



The TLMP series are supplied complete with the following items

TLMP 1008	TLMP 1018	
1 x	1 x	Pump
1 x	1 x	Fitting material for the pump unit
2 x	2 x	Electrical connectors
20 m (65 ft)	50 m (164 ft)	plastic pipe Nylon, 6 x 1,5 mm
8 x	18 x	Straight tube connectors for application G ¹ / ₈
8 x	18 x	Tube connectors plugs
7 x	17 x	Outlet closure plugs

Filler nipple

Replaces standard grease nipple for quicker lubricant replenishment using filler pump. (LAGF 1-H)

Flexible hose with filler nipple

Replaces standard grease nipple for quicker lubricant replenishment using filler pump. (LAGF 1-F)

LAGF 1-H



LAGF 1-F



Durable, metal housing for long service life

Grease nipple

LED display for simple programming

Alarm indicates when reservoir is empty or when outlet is blocked

Filter to avoid grease contamination from airborne particles

Stirring paddle to prevent grease separation

Pump element features maximum operating pressure of 120 bar (1 740 psi)

Divider block provides flexibility of using one to eight outlets

Cycle control sensor ensures lubricant is delivered to outlets

Technical data

Designation TLMP 1008 and TLMP 1018

Number of lubrication outlets
TLMP 1008 1–8
TLMP 1018 1–18

Suitable grease consistency NLGI 2, 3

Maximum pressure 205 bar (2 970 psi)

Maximum distance length to lubrication point 5 m (16 ft)

Dispense rate 0,1 - 40 cm³/day (0.003 - 1.35 US fl.oz./day) per outlet

Output pump element Approx. 0,2 cm³ (per cycle), approx. 1,7 cm³ (per minute)

Reservoir size 1 litre

Useable reservoir volume Approx. 0,5–0,9 litres (17–30 US fl.oz)

Filling Via hydraulic lubrication fitting R¹/₄

Installation position Vertical (max deviation ±5°)

Power Supply Connector EN 175301-803 DIN 43650/A

Alarms blocked feed lines, empty reservoir internal and external

External steering By disconnecting power supply

Ambient temperature –25 to +70 °C (–13 to +160 °F)

IP rating IP 67

Lubrication tubes
TLMP 1008 20 m (65 ft), 6 x 1,5 mm, Nylon
TLMP 1018 50 m (164 ft), 6 x 1,5 mm, Nylon


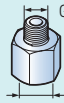

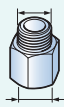

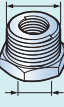
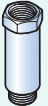
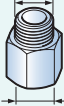


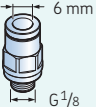
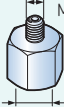
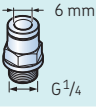
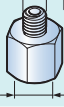
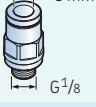
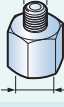

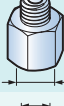


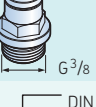
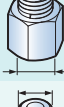
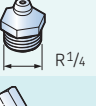
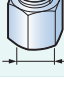
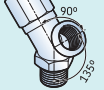
Weight Approx. 6 kg (13 lb)

Ordering details 8 outlets
TLMP 1008/24DC 24 V DC (–20/+30%)
TLMP 1008/120V 120 V AC 60 Hz (±10%)
TLMP 1008/230V 230 V AC 50 Hz (±10%)

Ordering details 18 outlets
TLMP 1018/24DC 24 V DC (–20/+30%)
TLMP 1018/120V 120 V AC 60 Hz (±10%)
TLMP 1018/230V 230 V AC 50 Hz (±10%)

Accessories

A full range for enhanced versatility of SKF automatic lubricators

Connectors			Connectors		
	LAPA 45	Angle connection 45°		LAPN 1/8	Nipple G ^{1/4} – G ^{1/8}
	LAPA 90	Angle connection 90°		LAPN 1/4	Nipple G ^{1/4} – G ^{1/4}
	LAPE 35	Extension 35 mm		LAPN 1/2	Nipple G ^{1/4} – G ^{1/2}
	LAPE 50	Extension 50 mm		LAPN 1/4 UNF	Nipple G ^{1/4} – 1/4 UNF
	LAPF F ^{1/4}	Tube connection female G ^{1/4}		LAPN 3/8	Nipple G ^{1/4} – G ^{3/8}
	LAPF M ^{1/8} S	Tube connection male G ^{1/8} for 6 × 4 tube		LAPN 6	Nipple G ^{1/4} – M6
	LAPF M ^{1/4} S	Tube connection male G ^{1/4} for 6 × 4 tube		LAPN 8	Nipple G ^{1/4} – M8
	LAPF M ^{1/8}	Tube connection male G ^{1/8}		LAPN 8x1	Nipple G ^{1/4} – M8 × 1
	LAPF M ^{1/4}	Tube connection male G ^{1/4}		LAPN 10	Nipple G ^{1/4} – M10
	LAPF M ^{1/4} SW	Extra strong tube connection male G ^{1/4}		LAPN 10x1	Nipple G ^{1/4} – M10 × 1
	LAPF M ^{3/8}	Tube connection male G ^{3/8}		LAPN 12	Nipple G ^{1/4} – M12
	LAPG 1/4	Grease nipple G ^{1/4}		LAPN 12x1.5	Nipple G ^{1/4} – M12 × 1,5
	LAPM 2	Y-connection			

- SKF LAGD Series
- SKF TLSD Series
- SKF TLMR Series

Non return valves (for oil applications)



LAPV 1/4 Non-return valve G^{1/4}

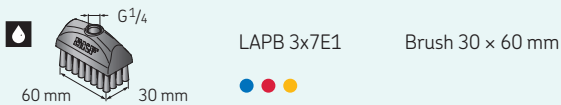


LAPV 1/8 Non-return valve G^{1/8}

Brushes (for oil applications)



LAPB 3x4E1 Brush 30 x 40 mm



LAPB 3x7E1 Brush 30 x 60 mm



LAPB 3x10E1 Brush 30 x 100 mm



LAPB 5-16E1 Elevator brush, 5-16 mm gap

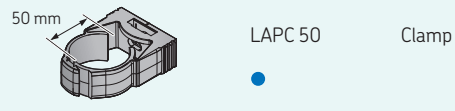


LAPB 5-16/2K
Elevator kit for 5, 9 or 16 mm rail

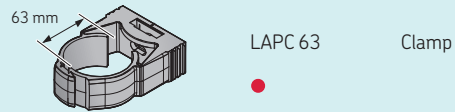
Mounting and protecting devices and extras



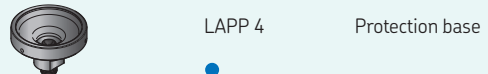
LAPC 13 Bracket



LAPC 50 Clamp



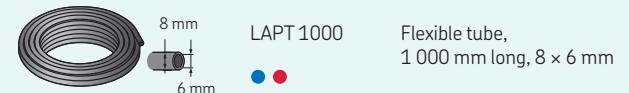
LAPC 63 Clamp



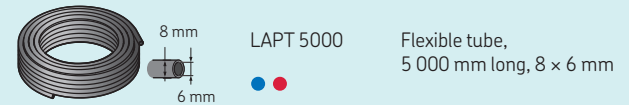
LAPP 4 Protection base



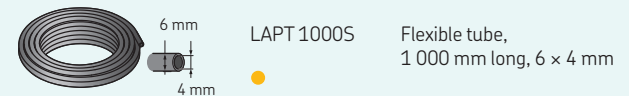
LAPP 6 Protection cap



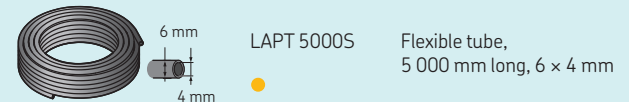
LAPT 1000 Flexible tube, 1 000 mm long, 8 x 6 mm



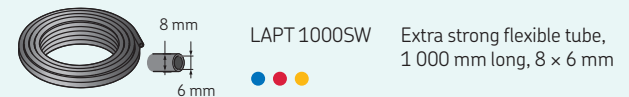
LAPT 5000 Flexible tube, 5 000 mm long, 8 x 6 mm



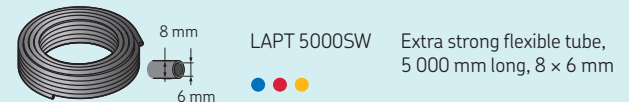
LAPT 1000S Flexible tube, 1 000 mm long, 6 x 4 mm



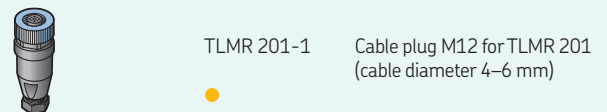
LAPT 5000S Flexible tube, 5 000 mm long, 6 x 4 mm



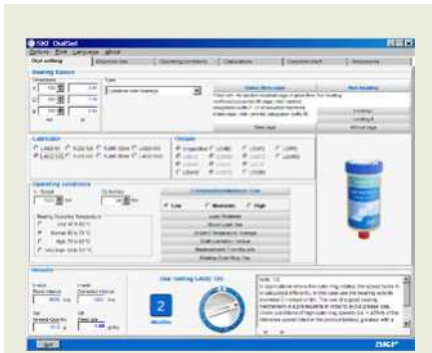
LAPT 1000SW Extra strong flexible tube, 1 000 mm long, 8 x 6 mm



LAPT 5000SW Extra strong flexible tube, 5 000 mm long, 8 x 6 mm



TLMR 201-1 Cable plug M12 for TLMR 201 (cable diameter 4-6 mm)



Stand-alone program



Online program

DialSet for smartphones



Quick tool for relubrication calculation

SKF DialSet

SKF DialSet has been designed to help you to set up your SKF automatic lubricators. After selecting the criteria and grease appropriate for your application, the program provides you with the correct settings for your SKF automatic lubricators. It also provides a quick and simple tool for relubrication intervals and quantity calculations.

- Allows quick calculation of the relubrication intervals based on the operating conditions of your application
- Calculations are based on SKF lubrication theories
- Calculated lubrication intervals depend on the properties of the selected grease, thereby minimising the risk of under- or overlubrication and optimising grease consumption
- Calculations take into account SKF automatic lubrication systems, grease dispense rates, thus facilitating the selection of the correct lubricator setting
- Recommended grease quantity depends on the grease replenishment position; side or W33 for optimum grease consumption
- Includes a complete list of the SKF SYSTEM 24 accessories

DialSet stand-alone

The stand-alone version of DialSet is available in 11 languages: English, French, German, Italian, Spanish, Swedish, Portuguese, Russian, Chinese, Japanese and Thai. The program is suitable for PC's working with MS Windows XP and later. Download it from skf.com/lubrication

DialSet online

DialSet is also available online in English language. The program is accessible free-of-charge from mapro.skf.com/dialset

DialSet for smartphones

For smartphones, apps are available in English for iPhone and Android.



skf.com | skf.com/mapro | skf.com/lubrication

© SKF and SYSTEM 24 are registered trademarks of the SKF Group.
 Microsoft and Windows are either registered trademarks or trademarks of Microsoft Corporation in the United States and/or other countries.
 App Store is a service mark of Apple Inc. registered in the US and other countries.
 Android and Google Play are trademarks of Google Inc.

© SKF Group 2020
 The contents of this publication are the copyright of the publisher and may not be reproduced (even extracts) unless prior written permission is granted. Every care has been taken to ensure the accuracy of the information contained in this publication but no liability can be accepted for any loss or damage whether direct, indirect or consequential arising out of the use of the information contained herein.

PUB MP/P8 17099/2 EN · April 2020

Certain image(s) used under license from Shutterstock.com.